

# Jolly Phonics

Teachers in Malaysia speak about  
the effect of *Jolly Phonics* in their schools



**A Case Study**



# How Jolly Phonics changed our classes

By Jelita Rubina Kayani

Principal, Small Wonder Children's House, Subang Jaya

Kindergarten in Malaysia is not compulsory. Most parents enroll their children at the age of four, some later or not at all. Some parents do not enroll their children at the beginning of the school year. There are often difficult scenarios; for example, a four-year old enrolled in the middle of the

**“Jolly Phonics worked wonders with the children.”**

school year, will miss out on work done by the class during the first half of the year. A six-year old who has never been to school is not able to keep up with his/her peers who have been at school for the past three years.

The plight of these children started me off with *Jolly Phonics*. As principal, I decided to teach each new child privately the alphabet sounds the “express” way. I went through the first four groups of sounds with actions and by tracing the shape of the letters using either sandpaper letters or the *Finger Phonics* books. These sessions worked wonders for the children. By the time they had completed the first four letter sound groups, they were ready to join their peers and begin working with digraphs and the more difficult aspects of the language.

The speed and success of these children encouraged me to try out the actions and sounds on the rest of the children. Although these children were already familiar with the sounds of the alphabet, they were

enthusiastic about these “games” that “Teacher Jelita” (that’s me) played during circle time and just before home time. I noticed that many of the actions helped dispel problems with some confusing letters of the alphabet, like “b” and “d” and “m” and “n”. We played games like “I spy” with me spelling the word through actions. The children would guess the word, for example “hop”, then they would do the action.

When Cynthia of Extrazeal informed me that they were organizing a *Jolly Phonics* training workshop run by the programme’s publisher, my staff and I attended. My staff had their first glimpse of *Jolly Phonics*. They all agreed that the actions made the teaching much easier. When Celeste Musgrave and Tina DiMauro, two trainers from Sydney visited to train Malaysian teachers, all the staff of Small Wonder Children’s House attended.

Now ALL children are taught the letter sounds using *Jolly Phonics*. With the younger children (two-four), we use the *Jolly Songs* CD. The children love it. Even the older children ask to join the younger ones for the phonics songs sessions at least once a week. This group activity is repeated daily. They also work individually with support material like sandpaper alphabet and the *Finger Phonics* books. We also use the matching worksheets from *The Phonics Handbook*. The children also work with the Montessori Pink and Blue series once they are confident with the sounds of groups one to four. Some even go up to group seven.

The five to six year olds, also use flash cards to learn the digraphs and

alternative sounds. Fun activities for this group include looking at how different spellings of words make them mean something else. For example, “plain” and “plane” mean two different things. Activities for the older group of children include working with nouns, verbs, adverbs etc. The *Jolly Grammar* programme complements the Montessori method, as it uses the same colours.

Overall, since implementing the *Jolly Phonics* programme at my Montessori school, the children are reading six months to a year earlier than my previous intakes of children. Before none of my three-year olds would even attempt to work with the Pink Boxes, which is the first level of reading using Montessori material; now 70% of the children have attempted them, successfully reading out words that they have never encountered before.

My teachers, some of whom were critical of the new method imposed upon them (the previous tried and tested method had worked fine over the years, why change?) have ALL agreed that *Jolly Phonics* complements the Montessori method of teaching language and that we are now seeing children reading at a younger age.

**“Since implementing Jolly Phonics, overall my children are reading six months earlier.”**



## Jolly Phonics was one of my most valuable investments

By Grace Chow, Principal of Tadika Aktif, Cita Damansara, Sunway Damansara

Being a first time kindergarten operator with no knowledge of teaching phonics at all, *Jolly Phonics* was one of my most valuable investments. It is a complete system with teaching handbook, teaching materials, reading materials and above all it has songs and sensory materials, which is rather unique. We managed to teach for one term without any formal training, but of course we were very happy to attend

the subsequent training workshops to gain more in-depth knowledge of using the whole range of materials.

My teachers find it relatively easy to use and the musical and physical approach make the lessons interesting. Parents were invited from the beginning to view the videos so that they could get involved in helping their children to learn at home. It also helps in fostering our relationships

with parents, which is so important and often overlooked by most publishers and kindergartens. Children benefit the most from this system as their interest and confidence in literacy soar.

I am so happy with this system and I have real peace of mind. Thank you Extrazeal Malaysia for bringing such a system to Malaysia. Syabas!

## Why I am pleased to represent Jolly Phonics in Malaysia

By Cynthia Goh, Managing Director of Extrazeal (M) Sdn Bhd (Authorized Distributor)




As a book importer and distributor, we supply teaching resources to schools. We have been constantly asked to source a good phonics programme. This is because more and more teachers and parents are becoming aware of the importance of phonics and want to add phonics to their method of teaching English to children.

We have been the *Jolly Phonics* authorized distributor for over two years. We are proud to announce that many kindergartens have given *Jolly Phonics* a go and are using the programme thoroughly. They are achieving excellent results in their literacy teaching using the *Jolly Phonics* method of teaching phonics.

During my visits to kindergartens, it was certainly a pleasure to watch the children having so much fun learning the letter sounds with actions and songs. This method of teaching gives children the impression that learning English is fun and easy. They become eager learners and more interested in learning the English language.





## Jolly Phonics and my family

By Meera Sivasothy, Parent



The phonics method of reading was alien to my husband and I when my elder daughter Areeshya started pre-school at the age of three. Although she was familiar with all the letters of the alphabet when she began pre-school, she had to accustom herself to the phonics method of reading. This meant she had to learn the letters again, from an entirely new perspective. Nevertheless, Areeshya's reading ability improved tremendously with the help of *Jolly Phonics* and now aged six, she is able to read confidently.

On the other hand, my younger daughter Aishyaani who is nearly three, didn't know the letters of the alphabet when she began pre-school. She was immediately introduced to *Jolly Phonics* and now, eight months

later, she recognises all the letters of the alphabet through music, pictures and actions. Although it is still too early to make an overall assessment, Aishyaani has definitely grasped the basics of reading at a much faster pace with the aid of *Jolly Phonics*. She is also attempting to write letters at such an early age.

With the dedication, support and guidance from the teachers at the school, the *Jolly Phonics* system of reading definitely complements home teaching for mums like me, who are unfamiliar with the phonics method of learning. This method has brought much fun and laughter to reading which certainly is the way forward as far as reading for pre-schoolers is concerned.

## What do others think of Jolly Phonics?



**Michelle Lim**, Owner and Director  
Tadika Warnasari, Muar, Johor

Learning *Jolly Phonics* is certainly an enriching experience. *Jolly Phonics* has been proven very successful with our 2-6 year olds. It is amazing to see how our children can read and spell with ease within a short period of learning *Jolly Phonics*.



**Irene Ho**  
Past Teacher Trainer  
Centre for Early Childhood  
Education, Kuala Lumpur

*Jolly Phonics* is fantastic for early literacy. From experience, the children (especially second language learners) enjoy learning to read and write words with its multisensory approach. The parents too learnt through its systematic approach. Teaching becomes fun.

*Jolly Phonics* is the most wonderful programme I have ever known. The method is very simple and systematic. My students also enjoy the *Jolly Phonics* actions, songs and movie. It provides teachers and parents with everything they need to teach this programme. In addition, the workshop provided by the expert trainers have made it clear how to use this programme.

Thank God I met Cynthia who introduced this programme to me!

**Cik Farah Waheeda Abdul Wahid**  
Principal of Kiddies Advance Learning  
Centre, Batang Kali, Selangor





**Mrs Koh**, Principal of MegaKids Total Child Development Centre, Bandar Sunway, P.J.

I found the *Jolly Phonics* and *Grammar* programmes very interesting and comprehensive. It was also fun and child friendly. The excellent teacher-produced worksheets were easy to use. My students were learning how to read at a faster rate and at a younger age. Older children began to understand grammar usage earlier. I highly recommend this programme for your school!



**Ms Chai**  
Principal of Sunny-boy Kindergarten, Taman Bukit Maluri, Kepong

Sunny-boy Kindergarten has been using *Jolly Phonics* for the past two years. We are happy and satisfied with this wonderful and effective method of using phonics to teach the language. This programme not only teaches children to read but also stirs up their desire to read more. We have tried other programmes but sadly they fall short of this objective. We would, therefore, recommend *Jolly Phonics* to anyone who believes that reading unlocks the gateway to a world of knowledge.



**Creena Alison Wong**, Principal,  
First Steps Childcare Centre, Desa Petaling

I attended the *Jolly Phonics* workshop in July 2004. The workshop was so impressive that I used the programme immediately. I introduced *Jolly Phonics* to all the children in our centre. Children between the ages of two and five began enjoying the programme. The children looked forward to our half hour of learning the letter formation, sound, action and song. It was amazing to find my four and a half year old child begin to read the newspaper just by decoding the words. I experienced a great sense of fulfillment watching our special child (down syndrome) do the actions for all the letters. She too, loved and enjoyed the programme. Gone are the days of giving children lists of words to memorize for a spelling test. Today, the children sound out words and are mostly accurate in their spelling. I would recommend *Jolly Phonics* to all who work with children. It's not just FUN, IT WORKS!



**Tiffany Cheong**, Principal  
Tulip Kindergarten Bandar Kinrara

*Jolly Phonics* makes lessons fun, stimulating and interesting. The 42 main letter sounds of *Jolly Phonics* focus the children's attention and help them to blend, read and spell. The *Jolly Phonics* structured, yet flexible, approach motivates the children to their maximum. They learn basic skills like letter formation, blending, identifying sounds in words and tricky words. *Jolly Phonics* makes the learning of the English language both enjoyable and valuable. This fascinating approach will definitely open up a whole new world of knowledge and discovery.



**Mrs Ch'ng**, Principal, Joyride Child Enrichment Station Kota Kemuning

The children are excited about coming to class because they get to learn the 42 main sounds of English (not just the 26 letters of the alphabet) through stories and actions in *Jolly Phonics*. The amazing thing is that the children are able to remember the sounds easily, and if they do forget, we can always cue them using the actions.



# Jolly Phonics



A kindergarten literacy programme with a simple, fun and effective methodology that is proven in research to work. Teachers are regularly amazed at the results the children achieve. Flexible enough to be used either as a main literacy programme or as supplementary material.



## Jolly Phonics Starter Kit

This kit contains everything a teacher needs to get started with *Jolly Phonics*. • The Phonics Handbook • Jolly Phonics DVD • Finger Phonics Big Books 1-7 • Word Book • Wall Frieze • Tricky Word Wall Flowers • Alternative Spelling & Alphabet Posters • Jolly Phonics Cards • Letter Sounds Strips

JL938 RM1,078

## Jolly Phonics Wall Frieze

More than just the alphabet, this classroom frieze shows the 42 main letter sounds. In 7 sections. Total length 30' 6".

JL324 RM40



## Jolly Phonics DVD

Covers all the letter sounds and the five basic skills for reading and writing. Bonus material includes an activity for children, information on the teaching and pronunciations of all the letter sounds.

JL709 RM140

## The Phonics Handbook

The best place to start with *Jolly Phonics*. A complete resource for teaching reading, writing and spelling. Over 100 reproducible activity sheets and games. 218 pages.

JL073 RM145



## Finger Phonics Big Books 1-7

This fun, set of 7 big books introduce each letter sound to a whole class.

JL944 RM430

## Tricky Word Wall Flowers

Enables teachers to create a bright wall display reminding students of the tricky words.

JL114 RM63



## Jolly Phonics Word Book


A teacher's resource providing useful lists of words such as letter groups, consonant blends, alternative vowel spellings and tricky words.

JL790 RM14

## Alternative Spelling & Alphabet Posters

Two posters showing the alternative spellings of the vowel sounds and the alphabet respectively.

JL122 RM40



## Jolly Phonics Cards

A pack of four boxes for whole-class use: letter sounds, blending words, alternative vowel spellings and tricky words.

JL041 RM169

## Jolly Phonics Letter Sound Strips

30 strips, one for each child to help them remember the spelling of sounds. Letter sounds are on one side and alternative vowel spellings on the other.

JL106 RM37

## Jolly Phonics Videos

These videos for children cover all the letter sounds and the five basic skills for reading and writing.

JL677 Video 1 RM63 JL685 Video 2 RM63  
JL650 Twin Pack RM126



## Jolly Jingles

A fun way to review all the sounds. A classroom big book and audio CD of short songs for each letter sound.

JL227 RM157

## Jiglets

Flexible, magnetic jigsaw puzzles encourage children to spell words from their sounds. 4 puzzles per pack.

JL340 Vehicles RM63 JL332 Animals RM63



## Jolly Songs


For use at home, 42 songs and actions for each letter sound. Includes a CD of children singing the songs.

JL695 RM59



## Stencilets

To help with pencil control and letter formation. The paper clips into place. Pack of eight.



JL359 RM73

## Jolly Phonics Puppets

Sized for the teacher's hand. Set of 3

JL200 RM276



## Letter Sound Poster

All the 42 letter sounds, ideal for school or home.

JL235 RM18

## Read and See books

Themed word books to read when the letter sounds have been taught. An illustration of each word they read is hiding under a flap.

JL246 Pack 1 RM143 JL408 Pack 2 RM143



## Finger Phonics books 1-7

7 books to teach children how to recognize and form the letter sounds.

JL316 Books 1-7 RM228



## Jolly Readers

Controlled vocabulary enables them to read the words from their letter sound knowledge. 3 series with 6 different stories in each pack.

JL083 Inky and Friends Level 3 RM50  
JL156 General Fiction Level 3 RM50  
JL229 Nonfiction Level 3 RM50  
JL903 Complete Set Level 3 RM150  
JL866 Inky and Friends Level 2 RM45  
JL939 General Fiction Level 2 RM45  
JL394 Nonfiction Level 2 RM45  
JL911 Complete Set Level 2 RM135  
JL475 Inky and Friends Level 1 RM39  
JL602 General Fiction Level 1 RM39  
JL734 Nonfiction Level 1 RM39  
JL75X Complete Set Level 1 RM117



## Workbooks 1-7

Fun writing practice for all the 42 letter sounds.

JL510 Book 1 RM10 JL537 Book 3 RM10  
JL529 Book 2 RM10 JL502 Bks 1-7 RM63



## Jolly Dictionary

Illustrated dictionary of over 6,000 words with easy-to-understand definitions



JL008 RM43

## The Grammar Handbooks

For the two years after *Jolly Phonics*, these books introduce grammar, spelling and punctuation. 36 lessons in each book and lots of reproducible games and activities.

JL855 Grammar Handbook 1 RM145  
JL960 Grammar Handbook 2 RM145



## Jolly Grammar Big Books

Large format books to teach grammar concepts, such as verbs and nouns.

JL979 Grammar Big Book 1 RM90  
JL092 Grammar Big Book 2 RM90

